



Radiation-Hard/High-Speed Parallel Optical Links

K.K. Gan, H. Kagan, R. Kass, J. Moore, D.S. Smith
The Ohio State University

P. Buchholz, M. Ziolkowski
Universität Siegen

September 2, 2013



Outline



- Introduction to a compact solution
- Results with 5 Gb/s VCSEL array driver
- Preliminary Design of 10 Gb/s VCSEL array driver
- Summary



Use of VCSEL Arrays in HEP




- Widely used in off-detector (no radiation) data transmission
- First on-detector implementation in pixel detector of ATLAS
- ◆ experience has been positive
 - VCSELs used are humidity sensitive but they are installed in very low humidity location
 - modern VCSELs are humidity tolerant
 - opto-links built by OSU have ~0.1% broken links
 - ⇒ use arrays for current pixel detector upgrade (IBL)



New Parallel Optical Engine



- Improved design for new pixel layer of ATLAS
 - ◆ use 12-channel VCSEL and PIN arrays
 - ⇒ 36 optical channels





New 12-Channel VCSEL Driver



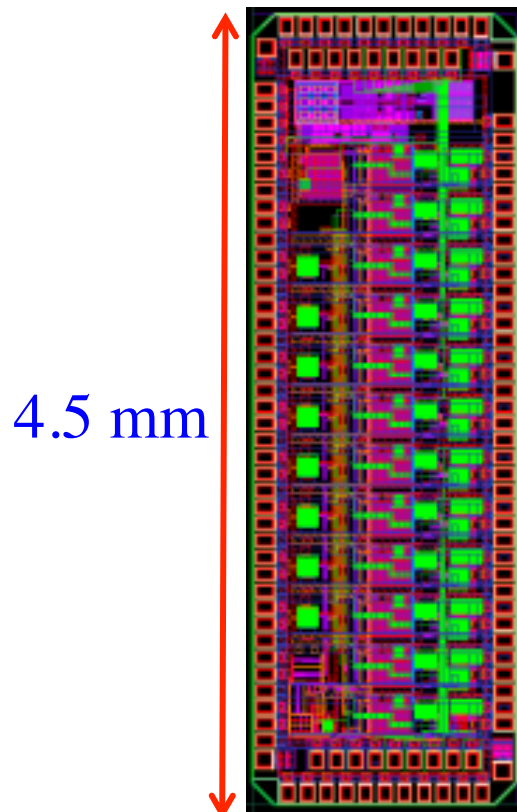
- New ASIC designed using 130 nm CMOS
- Incorporate improvements taking advantage of experience from 1st generation parallel optical engine:
 - ✓ redundancy to bypass a broken VCSEL
 - special thanks to FE-I4 group (Roberto Beccherle et al.) for command decoder circuit
 - ✓ power-on reset in case of communication failure:
 - ✓ no signal steering
 - ✓ 10 mA modulation current (on current)
 - ✓ 1 mA bias current (off current)
- Will only operate at 160 Mb/s for new pixel layer but designed ASIC to operate at much higher speed (5 Gb/s) to gain experience in designing high-speed parallel driver



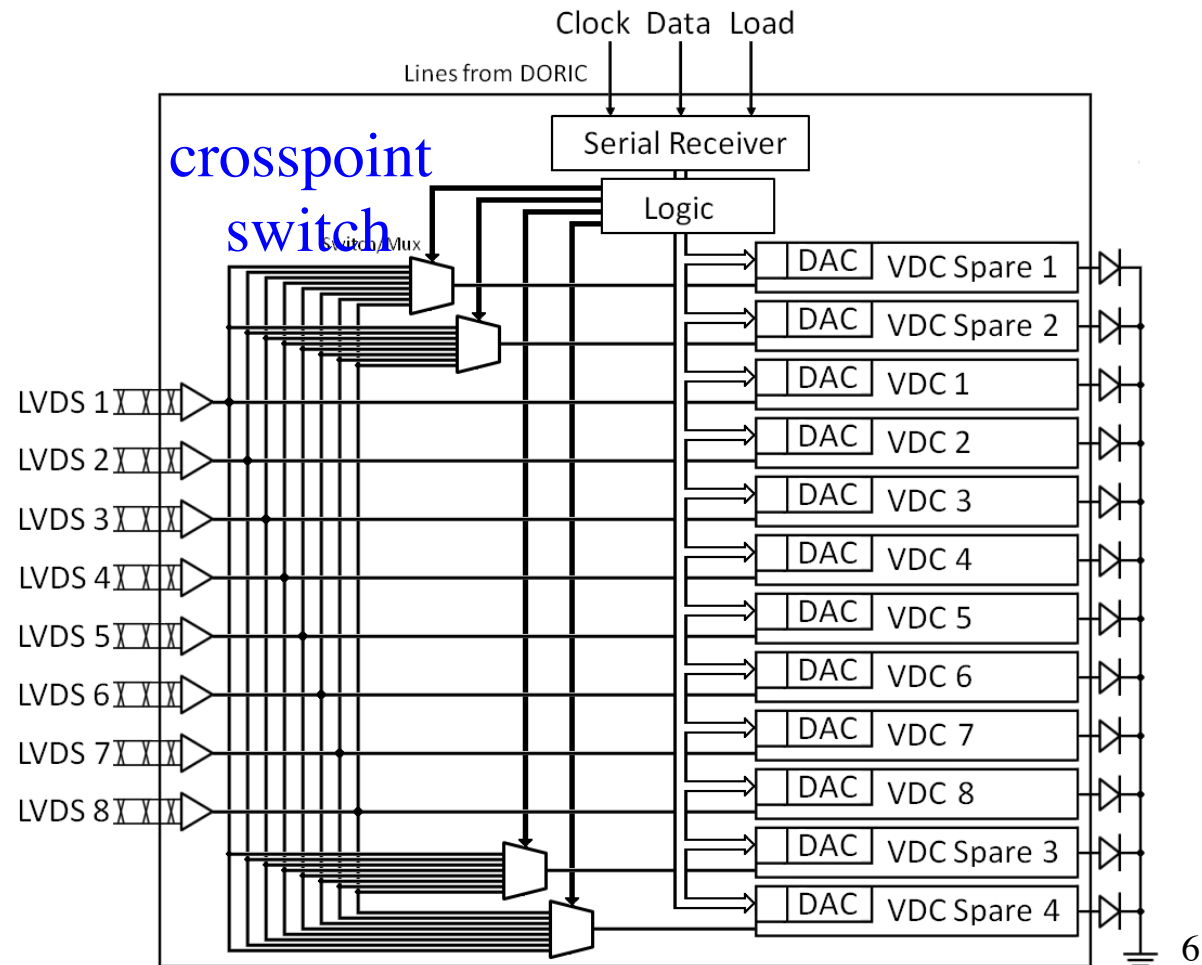
New VCSEL Array Drive



- Only inner 8 channels connected to new pixel modules
- ◆ future driver could reserve only one channel for redundancy




K.K. Gan






High-Speed Test Configuration



10 Gb/s ULM
VCSEL array

VCSEL
array driver

MPO connector



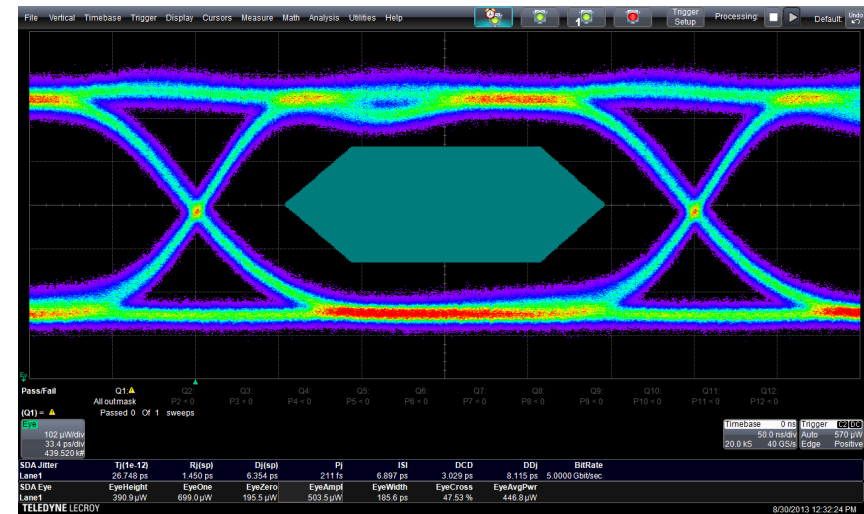
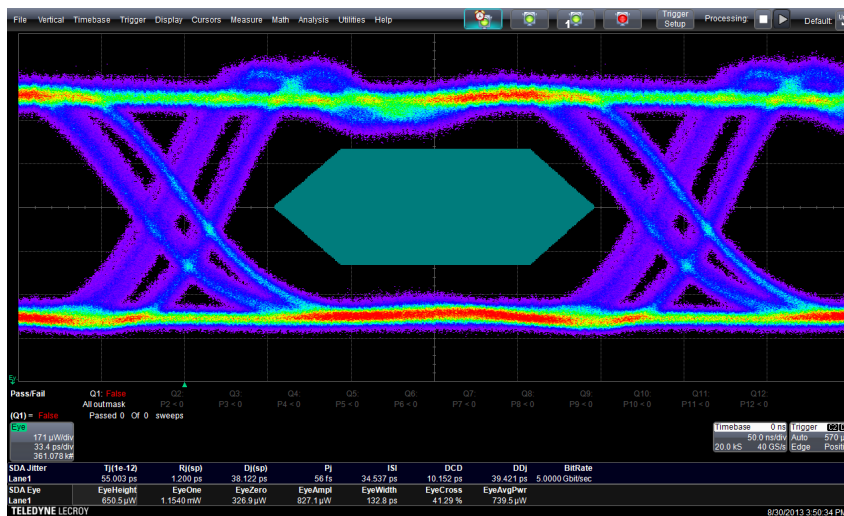


Optical Eye Diagram



5 Gb/s VCSEL driver

SFP+



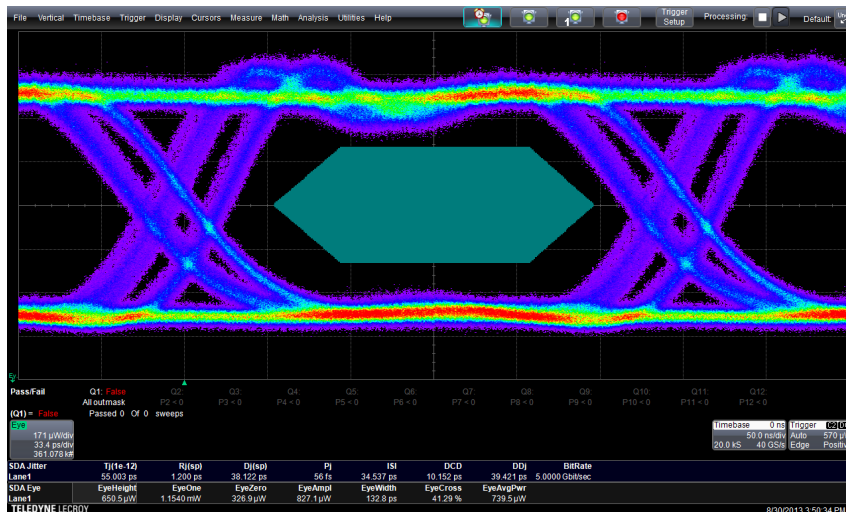
- optical eye diagram @ 5 Gb/s for this 1st prototype run satisfies the IEEE spec
- double band structure is due to hysteresis



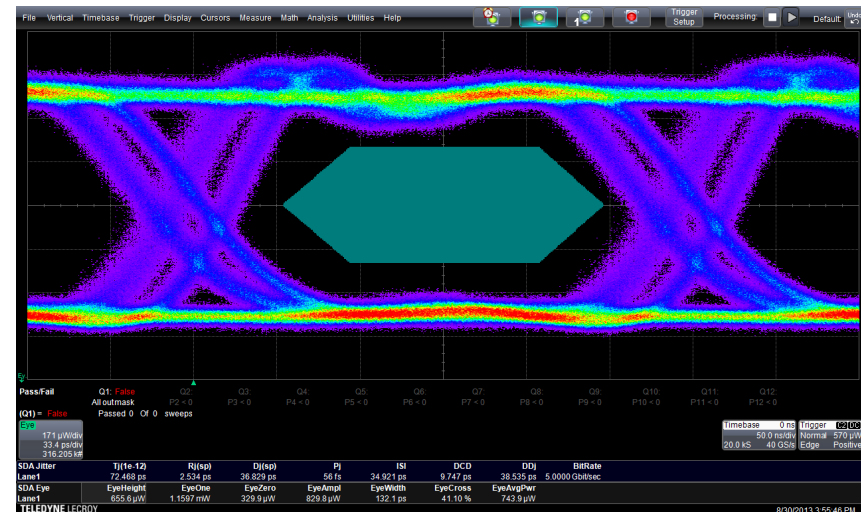
Eye with One/All Channels Active



One channel active



All channels active




- all channels work @ 5 Gb/s with bit error rate $< 5 \times 10^{-13}$ for all channels active
- jitter increases with all channels active but still passes the mask test



Effect of Steering on Eye



VCSEL spare 1



Receiving LVDS signal
from channel 8, steering
to VCSEL spare 1

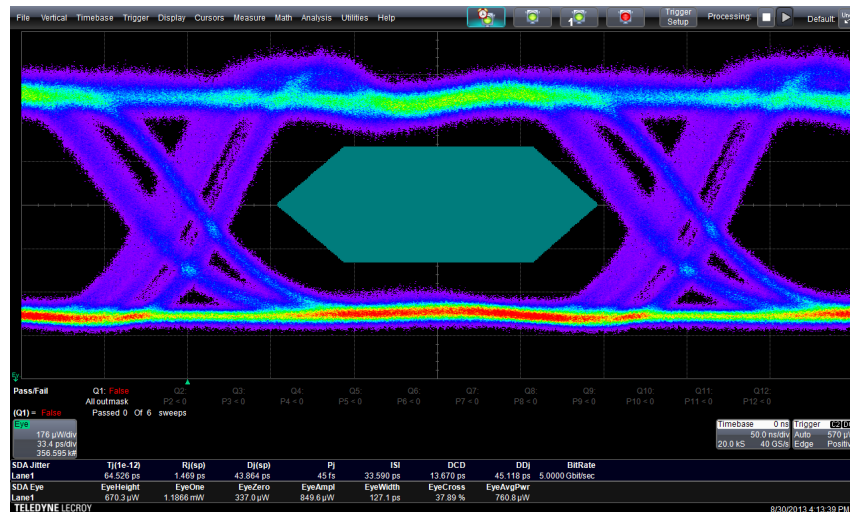
LVDS in channel 8
HSTD9



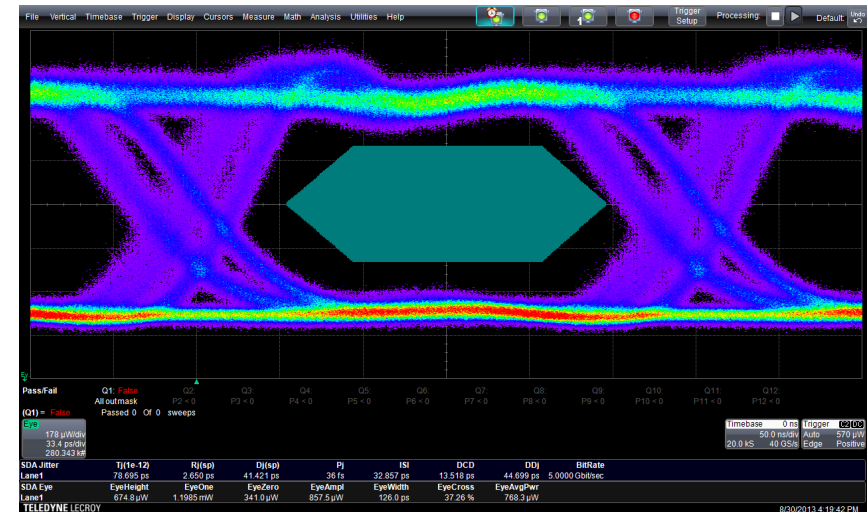
Effect of Steering on Eye



Spare 1 output with other channels off



Spare 1 output with all channels active



- steered channel still passes the mask test
- ◆ jitter increases with all channels active



Radiation Hardness



- 10 Gb/s VCSEL arrays have been proven to be radiation hard to tens of Mrad
 - ◆ send signal on ~1 m micro co-ax cables to less radiation and more serviceable location
- VCSEL array drivers + ULM 10 Gb/s VCSELs were irradiated with 24 GeV protons at CERN in August 2012 to 1.51×10^{15} protons/cm² (33 Mrad in GaAs)
 - ◆ Preliminary tests show problems operating at 5 Gb/s unless VDD increased (4 Gb/s is fine)
 - ◆ Suspect VCSEL damage (threshold shifts) to be the cause of reduced speed
 - need to confirm this with a separate irradiation




10 Gb/s VCSEL Driver (130 nm)



- 10 Gb/s transmission needed for ATLAS inner pixel layer and LAr readout upgrades
 - ◆ joint ATLAS/CMS proposal funded via US DOE generic R&D program
 - ◆ preliminary work indicates that we can achieve 10 Gb/s in 130 nm CMOS

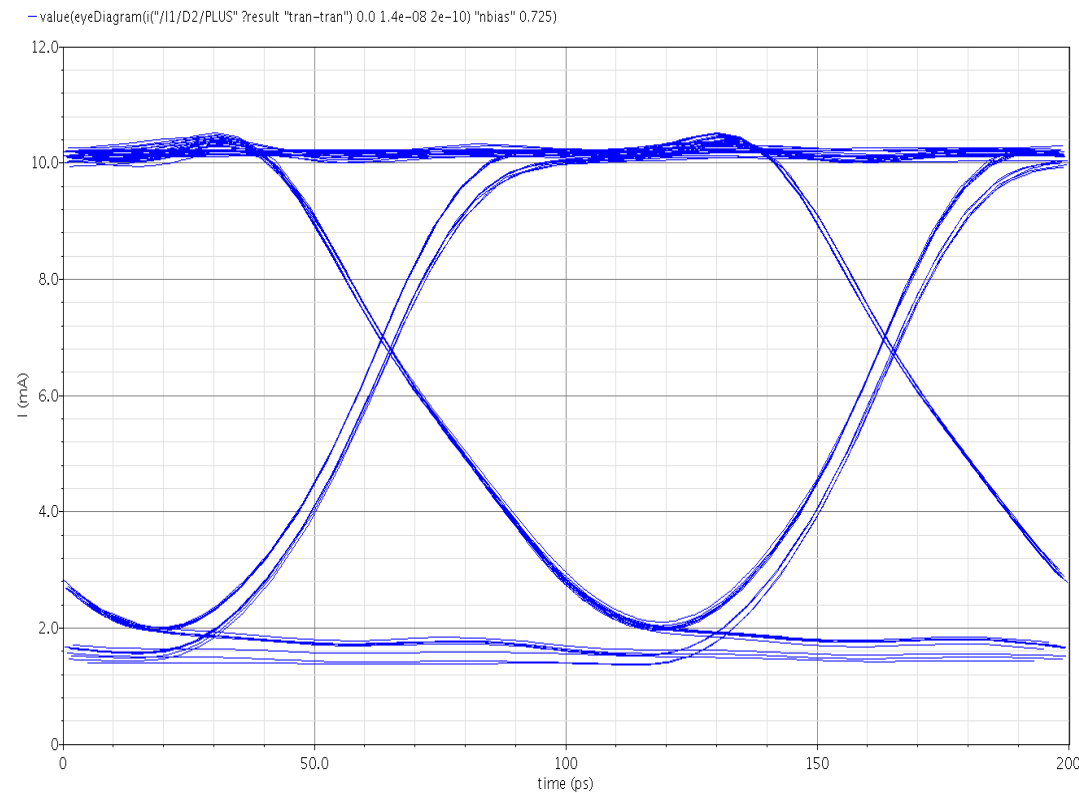


10 Gb/s VCSEL Driver Layout





10 Gb/s VCSEL Driver



simulation of extracted layout of driver stage with
parasitics of bond pads and proven version of VCSEL model



Future Plan



- planning to port design to 65 nm CMOS
 - recently signed non-disclosure agreement (NDA) with TSMC
 - plan for 4-channel prototype submission by end of this year
- NSF has recently funded the MRI proposal by OSU+SMU
 - OSU will acquire high-speed, modern equipment to replace equipment acquired with previous MRI in 2003
 - special thanks to NSF for enabling US to continue the leading role in the optical link R&D and fabrication



Summary



- VCSEL array offers compact solution to data transmission
- 5 Gb/s VCSEL array driver successfully prototyped
- Currently designing 10 Gb/s VCSEL array driver